

# DIVING BOARDS STANDS POOL SLIDES GAMES

**INTER-FAB**  
inter-fab.com

Visit [inter-fab.com](http://inter-fab.com) to View Safe Slide Designs ABOVE & BEYOND™ Current Standards

## POOL SLIDES

### WHITE WATER™ SLIDE

- Discreetly Sits Below a 6' Privacy Fence
  - 4' High (48.5") at the Seating Area
  - Slide Available in White, Blue, Tan & Gray
  - Grip-Around™ Handrail Spaced for Safe Climbing
  - Available in Right or Left Turn
  - Durable, Long Lasting Acrylic Construction
  - Stainless Steel Rails & Legs
  - Optional Powder Coated Rails & Legs
  - Weight Limit = 250 lbs.
  - Zoom Flume™ Water Delivery System
- #WRS-CL-SS (Left Curve) . . . \$2180.00  
#WRS-CR-SS (Right Curve) . . . \$2180.00



### X-STREAM™ SLIDE

- 6' High (72.5") at the Seating Area
  - Available in Summit Gray
  - Extremely Durable, Impact Resistant, Space Age Plastic Construction
  - Grip-Around™ Handrail Spaced for Safe Climbing
  - Fantastic Water Delivery System Outperforms Everything Else
  - Weight Limit = 250 lbs.
- #XS-GR-SS . . . . . \$2846.00



### G-FORCE™ SLIDE

- 6' High (72.5") at the Seating Area
  - Available in Summit Gray
  - Safe, Slip-Resistant Treads Prevent "SlipThroughs"
  - Fantastic Water Delivery System Outperforms Everything Else
  - Weight Limit = 250 lbs.
  - Slide Must be Installed Onto Concrete
- #G4C. . . . . \$4164.00



### ZOOMERANG™ SLIDE

- Compact Size Fits Almost Anywhere
  - Discreetly Sits Below a 6' Privacy Fence
  - 3' High (37") at the Seating Area
  - Available in Right Turn & White
  - Grip-Around™ Handrail Spaced for Safe Climbing
  - Durable, Long Lasting Acrylic Construction
  - Designed to Spill Into 3 1/2 Feet of Water
  - Stainless Steel Rails & Legs
  - Weight Limit = 250 lbs.
- #ZM-CR-SS . . . . . \$958.00



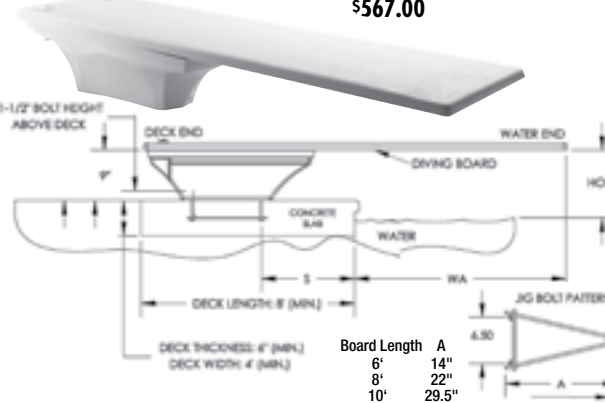
All Slides are F.O.B. Factory

## RESIDENTIAL BOARDS & STANDS

### LA MESA BASE

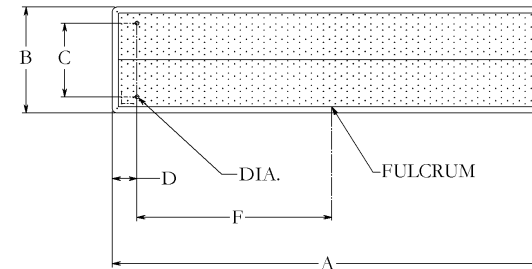
- Features:
- Passive Base - Spring Feature is Derived from Board
  - Durable & Long Lasting Acrylic & Fiberglass Construction
  - Available for Use with 6', 8', & 10' Length Boards
  - 2 Hole Drill Pattern 12" on Center
  - Order Divina Board Separately

- # LAM6  
(La Mesa base, 6' jig & hardware)  
\$423.00
- # LAM8  
(La Mesa base, 8' jig & hardware)  
\$510.00
- # LAM10  
(La Mesa base, 10' jig & hardware)  
\$567.00



### TECHNI-BEAM BOARD

- Features:
- 14" Wide Solid Laminated Core
  - Durable Non-Fading, Skid Resistant Acrylic Surface
  - Fiberglass Reinforced for Superior Strength




Model	Nominal Length	A	B	C	D	F	DIA.	PRICE
TB6WW	6'	70.25"	17.25"	12.00"	4.00"	30.00"	19/32"	\$484.00
TB8WW	8'	94.00"	17.25"	12.00"	4.00"	40.00"	19/32"	\$645.00
TB10WW	10'	117.50"	17.25"	12.00"	4.00"	52.00"	19/32"	\$790.00
TB12WW	12'	142.00"	17.25"	12.00"	4.00"	62.00"	19/32"	\$1089.00

## GAMES AND FUN



### BASKETBALL SET

- Removable Stainless Steel Posts
  - Anchor Socket Covers
  - Tough, Impact Resistant Polycarbonate Backboard
  - Breakaway Rim Feature
  - Posts Can be Powder Coated to Coordinate with Custom Pool Rails
  - Comes with Backboard, Rim, Net, Ball, Pump, & Needle (anchors are ordered separately, 2 required)
  - Available for on Deck or in Deck Installation Applications
- #WS-BB . . . . . \$657.00  
#AS-100D 6" Bronze Anchors . . . \$51.00 each



### VOLLEYBALL SET

- Removable Stainless Steel Posts
  - Anchor Socket Covers
  - Durable 16' Long x 3' High Net with 1.7mm Black Twisted Polyethylene Material & White Vinyl Banding
  - Posts Can be Powder Coated to Coordinate with Custom Pool Rails
  - Comes with Net, Ball, Pump, Needle & Support Legs (anchors are ordered separately, 2 required)
  - Available for on Deck or in Deck Installation Applications
- #WS-V . . . . . \$361.00  
#AS-100D 6" Bronze Anchors . . . \$51.00 each